

# Specific financial information as at 30 September 2013

(based on FSF recommendations for financial transparency)

# CDOs

## 30 September 2013

(€m)	Cash backed CDO's - subprime			Other CDO's			Total CDO portfolio		
	Gross	Write downs	Net exposure	Gross	Write downs	Net exposure	Gross	Write downs	Net exposure
Senior	-	-	-	10.39	(2.55)	7.84	10.39	(2.55)	7.84
Mezzanine	-	-	-	68.54	(7.27)	61.28	68.54	(7.27)	61.27
Pari Passu	-	-	-	2.16	1.35	3.51	2.16	1.35	3.51
First Loss	-	-	-	11.77	(5.10)	6.68	11.77	(5.10)	6.67
<b>TOTAL</b>	-	-	-	<b>92.86</b>	<b>(13.57)</b>	<b>79.31</b>	<b>92.86</b>	<b>(13.57)</b>	<b>79.29</b>

## 31 March 2013

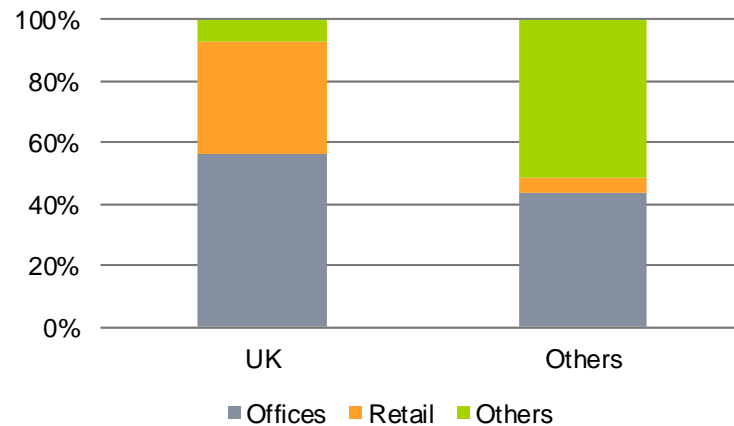
(€m)	Cash backed CDO's - subprime			Other CDO's			Total CDO portfolio		
	Gross	Write downs	Net exposure	Gross	Write downs	Net exposure	Gross	Write downs	Net exposure
Senior	-	-	-	10.80	(3.08)	7.72	10.80	(3.08)	7.72
Mezzanine	-	-	-	63.57	(11.83)	51.74	63.57	(11.83)	51.74
Pari Passu	-	-	-	3.12	1.08	4.21	3.12	1.08	4.21
First Loss	-	-	-	13.27	(6.18)	7.09	13.27	(6.18)	7.09
<b>TOTAL</b>	-	-	-	<b>90.76</b>	<b>(20.01)</b>	<b>70.76</b>	<b>90.76</b>	<b>(20.01)</b>	<b>70.76</b>

- Since 30 September 2008, there was no exposure to the US residential mortgage sector
- Write downs are a mixture of AFS reserve movements, provisions and for the synthetic CDO's, the fair value of the embedded derivative liability
- The Group does not purchase protection directly from any Monoline Insurer or from any other financial institution

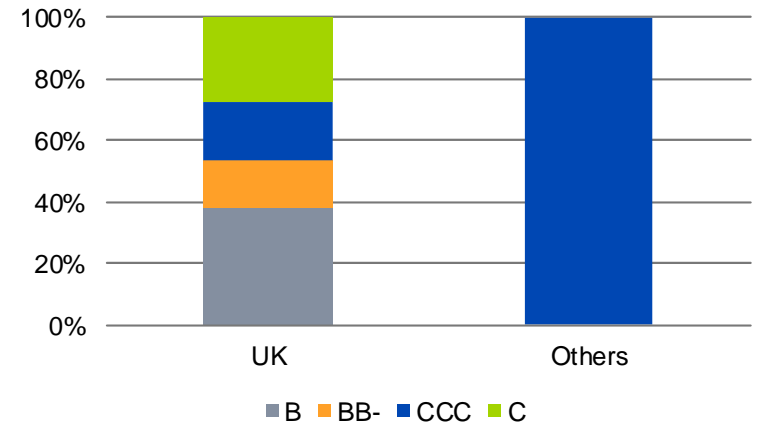
# CMBS

(€m)	UK		Other	
	Gross exposure	Net exposure	Gross exposure	Net exposure
<b>Balance as at 31 March 2013</b>	<b>25.18</b>	<b>15.16</b>	<b>15.45</b>	<b>6.18</b>
Repayments	0.00	0.00	0.00	0.00
Foreign exchange movements	0.28	0.17	0.00	0.00
AFS Upward / downward revaluations	0.00	0.19	0.00	(0.62)
<b>Balance as at 30 September 2013</b>	<b>25.46</b>	<b>15.52</b>	<b>15.45</b>	<b>5.56</b>

Breakdown of CMBS by sector



Breakdown of CMBS by rating



- All CMBS exposures are in the United Kingdom and Europe
- All CMBS exposures are held within the AFS - Debt securities portfolio
- None of the CMBS portfolio is hedged by the Group

# LBO

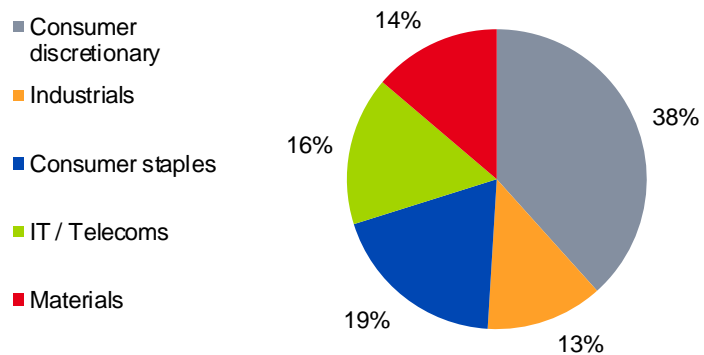
## Numbers

€m	30/09/13	31/03/13	31/03/12
<b>Final shares</b>			
Number of files	22	48	52
Commitments	99.0	168.7	253.4
<b>Shares to be sold</b>			
Number of files	-	-	-
Commitments	-	-	-
<b>TOTAL</b>	<b>99.0</b>	<b>168.7</b>	<b>253.4</b>

## Comments

- As at 31 March 2008 the LBO financing assets were classified as Available for Sale and held at fair value.
- On 1 July 2008 these assets were re-classified as Loans and Receivables and recorded at amortised cost from that date.
- This disclosure sets out the fair value that these assets would have been recorded at but for this re-classification

## Breakdown of LBOs by industry



## Breakdown of LBOs by geography

