

# Rothschild & Co Risk-Based Global Developed Markets Index

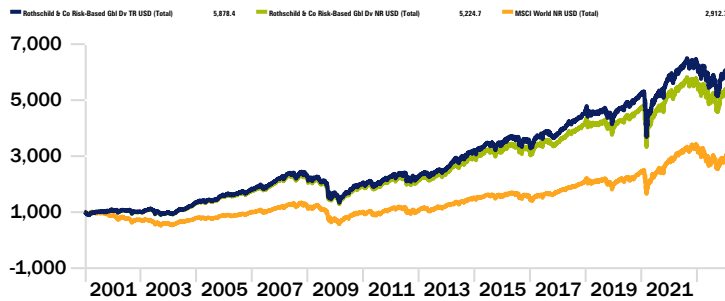


Monthly Report As of 2/28/2023

The Rothschild & Co Risk-Based Global Developed Markets Index provides an alternative to market-cap weighting with a risk-based approach to index construction. The strategy seeks to equalize risk contribution of index constituents and to maximize risk diversification while avoiding excessive turnover and portfolio concentration. The approach seeks to provide lower volatility, reduced maximum drawdown and higher Sharpe ratio compared with market capitalization indices over the long-term.

## Cumulative Index Performance

Time Period: 1/14/2000 to 2/28/2023



## Calendar Year Returns %

	Tot Ret	Net TR	MSCI WRD		Tot Ret	Net TR	MSCI WRD
2023	0.69	0.64	4.50	2012	10.87	10.22	15.83
2022	-9.50	-10.04	-18.14	2011	-0.48	-1.06	-5.54
2021	12.09	11.57	21.82	2010	13.33	12.72	11.76
2020	10.67	10.15	15.90	2009	19.00	18.30	29.99
2019	22.56	21.83	27.67	2008	-28.73	-29.10	-40.71
2018	-6.23	-6.76	-8.71	2007	7.41	6.91	9.04
2017	20.94	20.34	22.40	2006	22.19	21.60	14.72
2016	5.30	4.75	7.51	2005	35.66	35.06	33.11
2015	2.98	2.48	-0.87	2004	-4.16	-4.61	-19.89
2014	10.87	10.22	15.83	2003	-6.97	-7.38	-16.82
2013	-0.48	-1.06	-5.54				

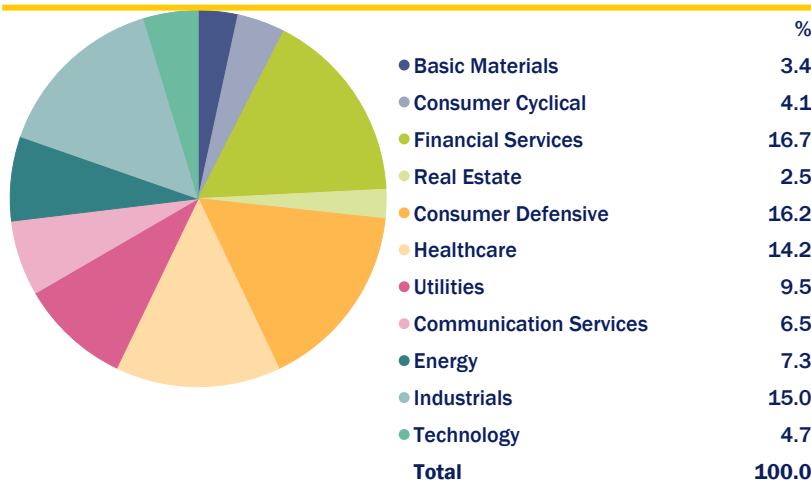
## Total Return %

	Index Value	1M	3M	YTD	1yr	3yr	5yr	10yr	Since Inception
Risk-Based Global Dev Markets TR USD	3,218.06	-2.92	0.28	0.69	-2.61	7.28	5.38	8.23	7.96
Risk-Based Global Dev Markets NR USD	2,940.50	-2.95	0.17	0.64	-3.20	6.74	4.81	7.66	7.41
MSCI World NR USD	8,345.35	-2.40	0.06	4.50	-7.33	9.90	6.88	8.77	4.73

## Risk/Returns Characteristics vs. MSCI World Index

	Standard Deviation			Sharpe Ratio			Beta			Up Capture*			Down Capture*		
	1 Yr	3 Yr	5 Yr	1 Yr	3 Yr	5 Yr	1 Yr	3 Yr	5 Yr	1 Yr	3 Yr	5 Yr	1 Yr	3 Yr	5 Yr
Risk-Based Global Dev Markets TR USD	16.75	15.89	14.06	-0.25	0.46	0.34	0.68	0.75	0.74	58.41	61.34	61.26	57.69	60.85	60.74
Risk-Based Global Dev Markets NR USD	16.78	15.92	14.08	-0.29	0.42	0.30	0.68	0.74	0.74	58.61	61.54	61.51	57.42	60.61	60.43
MSCI World NR USD	23.12	20.41	18.13	-0.35	0.51	0.38	1.00	1.00	1.00	100.00	100.00	100.00	100.00	100.00	100.00

## Sector Weights



## Top 10 Constituents

	Sector	Weight %
PetroChina Co Ltd Class H	Energy	1.47
Hongkong Land Holdings Ltd	Real Estate	1.28
Agricultural Bank of China Ltd Class H	Financial Services	0.75
Bank Of China Ltd Class H	Financial Services	0.67
Tokyo Gas Co Ltd	Utilities	0.62
Activision Blizzard Inc	Communication Services	0.55
Yakult Honsha Co Ltd	Consumer Defensive	0.52
China Shenhua Energy Co Ltd Class H	Energy	0.52
Chubu Electric Power Co Inc	Utilities	0.48
Kansai Electric Power Co Inc	Utilities	0.47
		7.34

# Portfolio Highlights

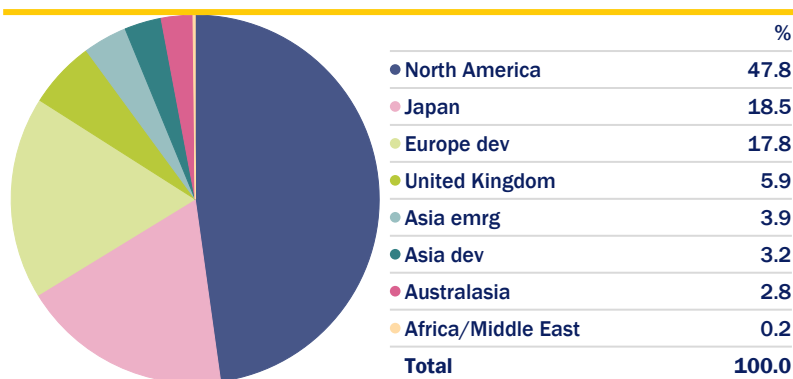


Monthly Report As of 2/28/2023

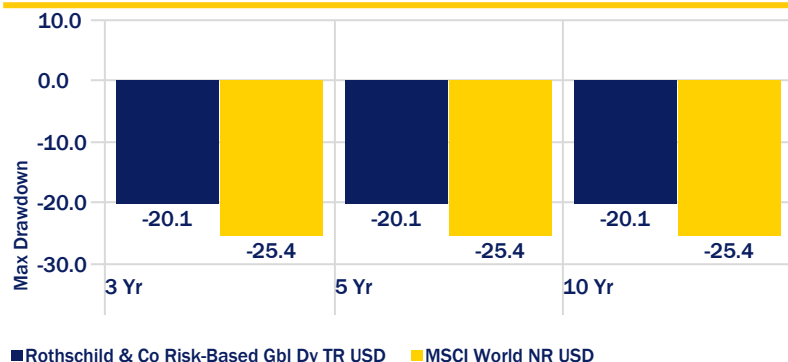
## Index Characteristics

	& Co Risk-Based Gbl	& Co Risk-Based Gbl	MSCI World NR USD
Average Mkt. Cap (\$)	31,874.6	31,874.6	103,031.6
Estimated Price/Earn	14.4	14.4	17.3
Price/Book	1.6	1.6	2.6
Price/Cash Flow	8.9	8.9	12.4
Dividend Yield	3.5	3.5	2.5

## Region Allocation - By Country Domicile



## Maximum Drawdown



## Tickers

Currency	USD	EUR	GBP
Total Return	RRBGDTR2	RRBGDTR1	RRBGDTR3
Net Total Return	RRBGDNT2	RRBGDNT1	RRBGDNT3
Price	RRBGDPR2	RRBGDPR1	RRBGDPR3
Reuters	.RRBGDNT2		

## Index Administration



Rothschild & Co Risk Based Investments LLC is a wholly owned subsidiary of Rothschild & Co and, as the index sponsor, oversees the monthly calculation of weightings for each index through a proprietary risk-based method.

## Methodology

Quarterly Universe Constituent Selection - selects the largest stocks in the exchange universe (January, April, July, October)

## Quarterly Index Selection

- Selects the 50% of the universe with the lowest marginal risk contribution (combination of volatility and correlation)
- Each constituent is weighted so that it contributes an equal amount of risk

## Key Facts

Universe Constituents:	1000
Selected Constituents	500
Weighting Methodology:	Equal Risk Contribution (ERC)
Rebalancing Frequency:	Quarterly
Index Launch Date	3/3/17
Index First Value Date:	1/14/00
Available Currencies	USD, EUR, GBP, JPY, CAD
Index Calculation Agent:	S&P Dow Jones Indices

## Disclaimer:

Index launch date is 3/3/17. All information presented prior to the launch date is backtested.

The Rothschild & Co Risk-Based Index series (the "Indexes") are the property of Rothschild & Co Risk Based Investments LLC ("R&Co"), which has contracted with S&P Opco, LLC (a subsidiary of S&P Dow Jones Indices LLC) to calculate and maintain the Index. The Index is not sponsored by S&P Dow Jones Indices or its affiliates or its third party licensors (collectively, "S&P Dow Jones Indices"). S&P Dow Jones Indices will not be liable for any errors or omissions in calculating the Index. "Calculated by S&P Dow Jones Indices" and the related stylized mark(s) are service marks of S&P Dow Jones Indices and have been licensed for use by R&Co. S&P® is a registered trademark of Standard & Poor's Financial Services LLC ("SPFS"), and Dow Jones® is a registered trademark of Dow Jones Trademark Holdings LLC ("Dow Jones").

Rothschild & Co Risk Based Investments LLC ("R&Co") is the Index Sponsor of the Rothschild & Co Risk-Based Index Series. All information is provided for information purposes only. Every effort is made to ensure that all information given in this publication is accurate, but no responsibility or liability can be accepted by R&Co or its licensors for any errors or for any loss from use of this publication. Neither R&Co nor any of its licensors makes any claim, prediction, warranty or representation whatsoever, expressly or impliedly, either as to the results to be obtained from the use of the Rothschild & Co Risk-Based Index Series or the fitness or suitability of the Index for any particular purpose to which it might be put. All figures and graphical representations in this publication refer to past performance and are sourced by R&Co. Past performance is not a reliable indicator of future results. No part of this information may be reproduced, stored in a retrieval system or transmitted in any form or by any means, electronic, mechanical, photocopying, recording or otherwise, without prior written permission of R&Co. Distribution of R&Co data and the use of R&Co indices to create financial products require a license with R&Co and/or its licensors. Nothing herein constitutes financial or investment advice, or constitutes an offer or invitation to buy or sell any investment or participate in any investment activity.

## Contact Us

Rothschild & Co Risk Based Investments LLC

1251 Avenue of the Americas  
New York, NY 10020

T: +1 212 403 5204  
E: [RRBI.information@rothschildandco.com](mailto:RRBI.information@rothschildandco.com)